

Welcome to Pucklechurch!



Aspire

Believe

Achieve

Puckechurch school day

Role play



Maths



Personal, social and emotional development



Physical









Phonics



Exploring

Pucklechurch checklist

Here is a list of items you will need when you start school

	Item	Check
	<u>Packed lunch</u> You can bring in a packed lunch (healthy school meals are also available- these can be booked using parent pay).	
	<u>Wellington boots and a waterproof coat (with a hood)</u> Whether it is rain or shine we will be using our outdoor area as part of our everyday learning and forest schools experience.	
	<u>Book bag</u> The children will be given reading books to read at home and in school which will need to be kept in a book bag and brought into school daily.	
	<u>Water bottle</u> You are able to bring in your own water bottle or alternatively you can use the water fountain.	
	<u>Tuck money</u> You will have an opportunity each day to purchase toast in the mornings, alternatively you can bring in your own healthy snack. Fruit and milk will be provided by the school for an afternoon snack.	
	<u>Change of clothes</u> Sometimes we will need a change of clothes in case of any toileting accidents or if our clothes get wet for any reason.	

Pucklechurch would love to find out about

you!

My name is...

Write your name here.

I can...

- ☐ draw a picture
- ☐ write my name
- ☐ go to the toilet by myself
- ☐ use a knife and fork
- ☐ put on my coat
- ☐ fasten my coat
- ☐ tie my shoe laces

Me and my family

Draw a picture of your family here.

I like to...

What do you enjoy doing?

More about you...

Things I am good at...

Draw some things that you are really good at.

My friends are...

Who are your best friends?

Things that worry me

Is there anything that you don't like?

Summer holiday activities

Please find a range of activities that you can complete with your child over the summer holidays. These are not compulsory but will support your child feeling comfortable starting school. We would love to hear how your child found the activity so please tick/ colour the number of stars to suit your rating (1 star being difficult and 5 stars being confident)

In your pack you will find:	How to use it:	How did your child find this activity?
Racing Cars board game	<p>This game will help your child practise counting their numbers of 1-6.</p> <p>Take it in turns to spin the spinner and move your counter forwards. This will help your child practise reading the numbers on the spinner and moving them along the correct number of spaces. This is a great game to practise counting.</p>	
Racing readers board game	<p>This game will allow your child to spin the spinner and practise reading different words on each block.</p> <p>There is an extra tricky challenge game to try.</p>	
Funky letters	<p>You will find a laminated letter formation sheet and a whiteboard pen so your child can trace around the letters and practise sounding them out phonetically.</p>	
Creative writing	<p>We would love to hear all about the wonderful activities that your child has done over the holidays. If they would like to tell us all about them through writing or pictures we would love to see them in September!</p>	
Racing readers cards	<p>These cards are high frequency words which cannot be sounded out, they can only be learnt. Only focus on a few words each time and gradually add more words as your child builds up their confidence.</p>	

Instructions

Racing Cars

You need

You need a minimum of 2 players for this game

Number spinner

Counters

Instructions

Each player chooses their favourite colour car. Each player takes turns to spin the number spinner and move their counter the correct number of spaces. Whoever reaches the end of the line wins!

Racing Readers

You need

You need a minimum of 2 players for this game

Number spinner

Counters

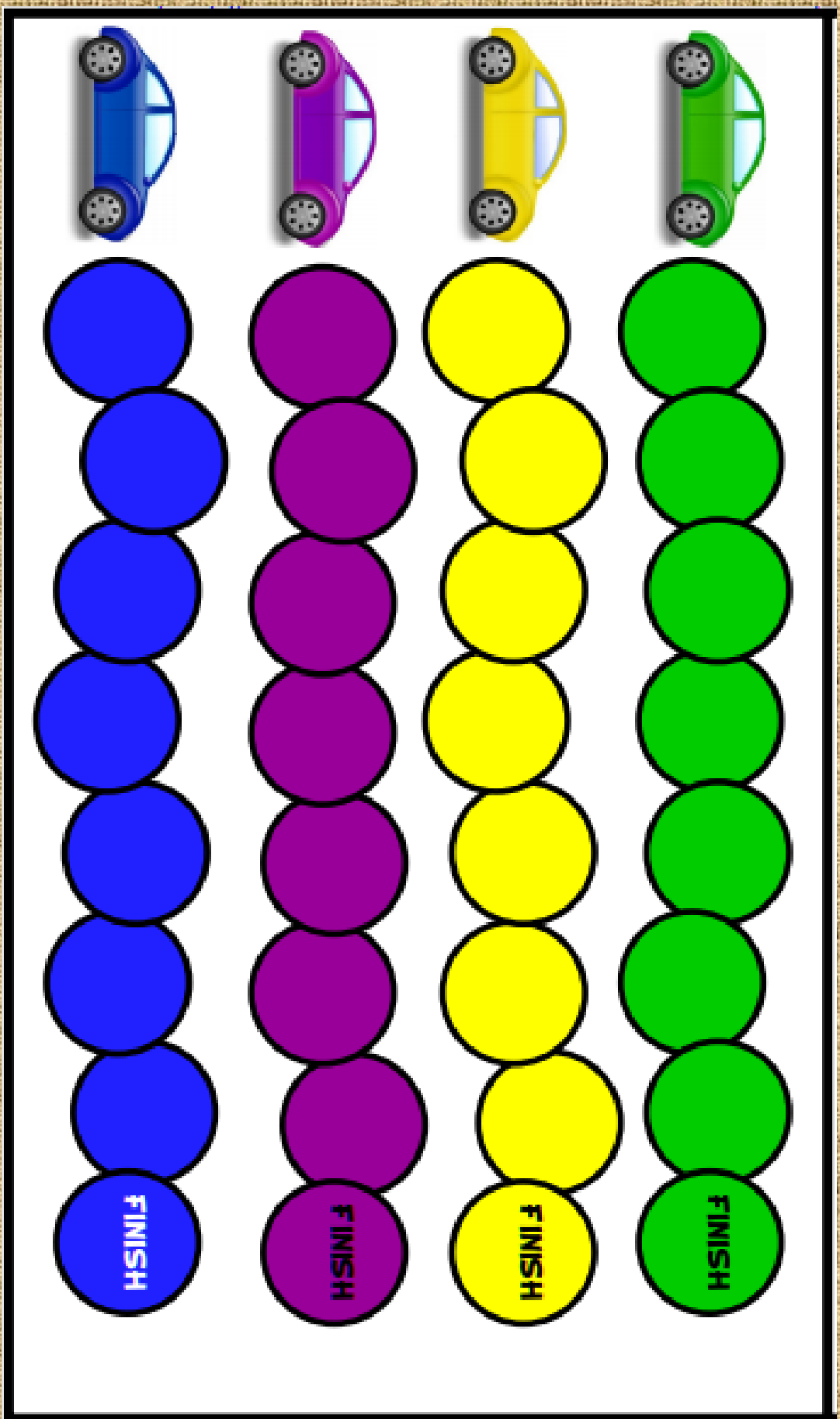
Instructions

Each player takes turns to spin the number spinner and move their counter the correct number of spaces. When you land on a square you will either have to read the high frequency word, miss a go or move forwards/ backwards. Who can reach the end of the game first?

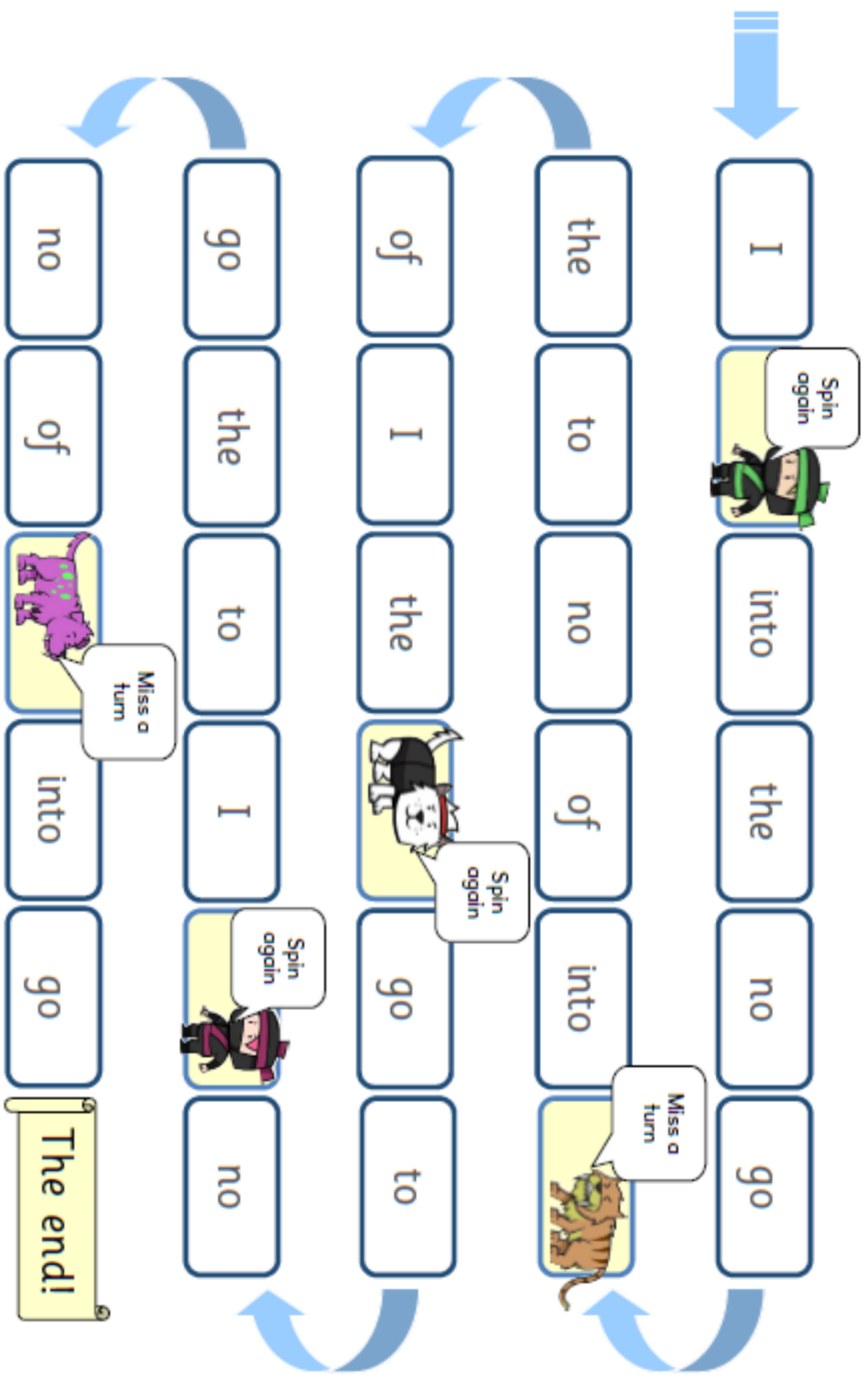
How to make your number spinner

1. Cut out the number spinner
2. Stick onto some card
3. Fold the edges of the number spinner
4. Use a pin to make a hole in the middle of the number spinner
5. Push the straw through the middle of the number spin
6. Now get spinning!

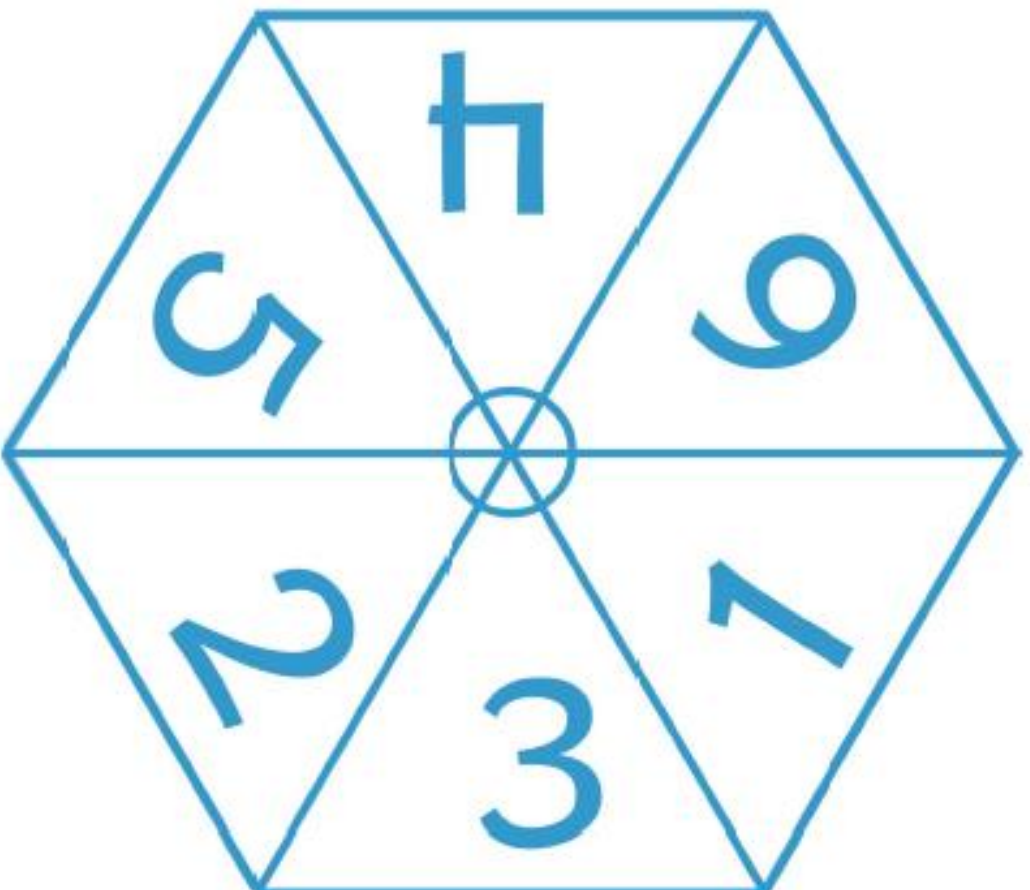
Racing Cars



Racing readers- challenge 1



Number spinner and counters



Funky letters

a b c d e
f g h i j k
l m n o p
q r s t u
v w x y z

A B C D E

F G H I J K

L M N O P

Q R S T U

V W X Y Z

Funky Numbers

0 1 2 3 4 5

6 7 8 9 10

How many of these challenges can you do?

Tick the challenges that you can do!

Can I ...

Go to the toilet on my own?

Wash my hands?

Do my zip up?

Dress myself?

Undress myself?

Put my shoes on?